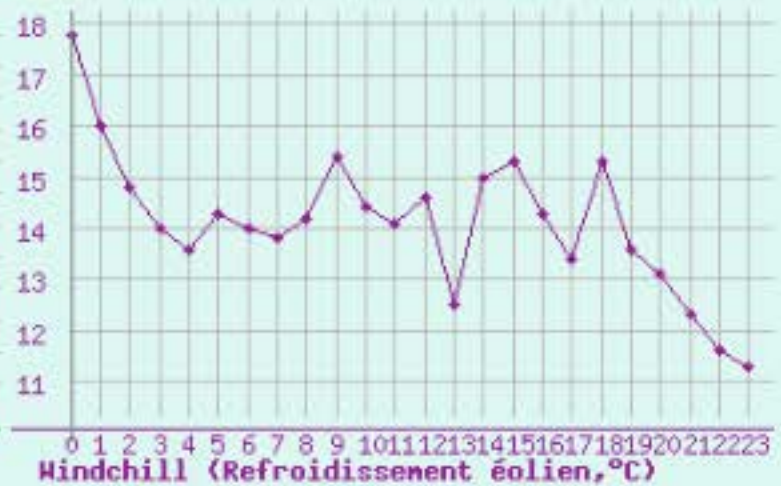
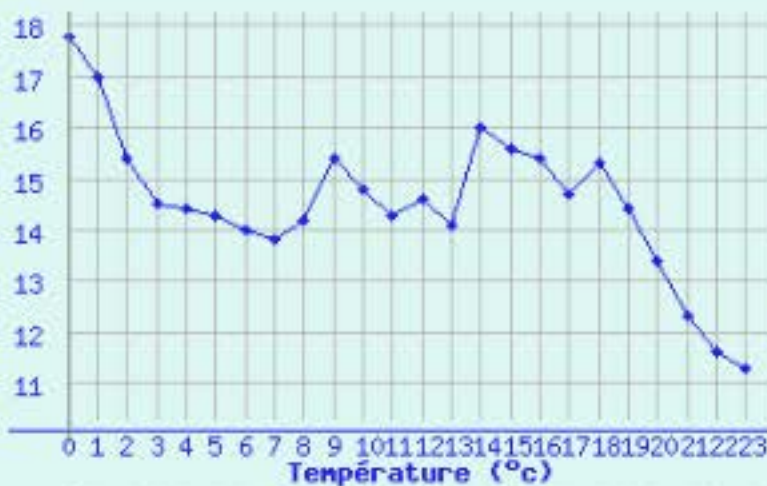


Tableau d'observations pour Saint-Girons (09) (411 m)

[Carte] - [Clim. mensuelle] - [Observations d'aujourd'hui] - [Prévisions]

<< samedi 8 juin 2013 >>

Station : Date :



| Température Maxi. | Température Mini. | Rafale maxi. | Précipitations 24h | Ensoleillement |
|-------------------|-------------------|--------------|--------------------|----------------|
| 17.8 °C | 11.3 °C | 43 km/h | 2.8 mm | 2.5 h |

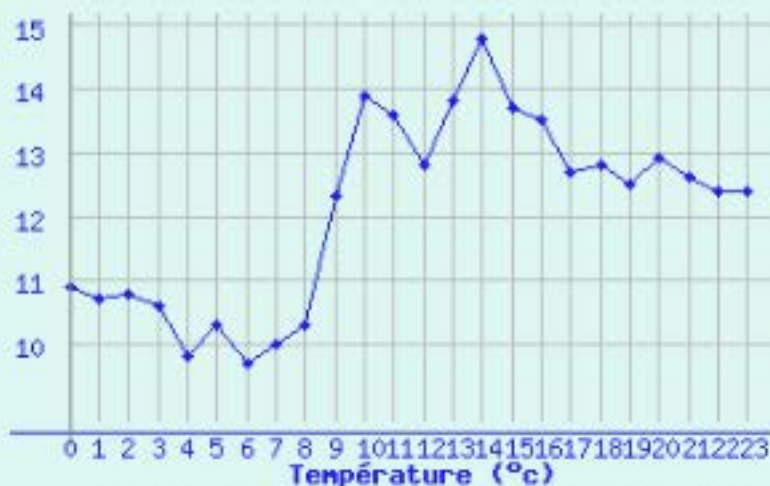
| Heure locale | Néb. | Temps | Visi | Température | Humidité | Humidex | Windchill | Vent (rafales) | Pression | Précip. mm/h |
|--------------|------|-------|------|-------------|----------|---------|-----------|--------------------|--------------|--------------|
| 23 h | | | | 11.3 °C | 94% | 12.7 | 11.3 °C | ← 4 km/h (7 km/h) | 1012.2 hPa ↗ | aucune |
| 22 h | | | | 11.6 °C | 95% | 13.2 | 11.6 °C | ↑ 4 km/h (6 km/h) | 1012.1 hPa ↗ | aucune |
| 21 h | | | | 12.3 °C | 91% | 13.9 | 12.3 °C | ↙ 4 km/h (15 km/h) | 1011.8 hPa ↗ | 0.6 mm |

Tableau d'observations pour Saint-Girons (09) (411 m)

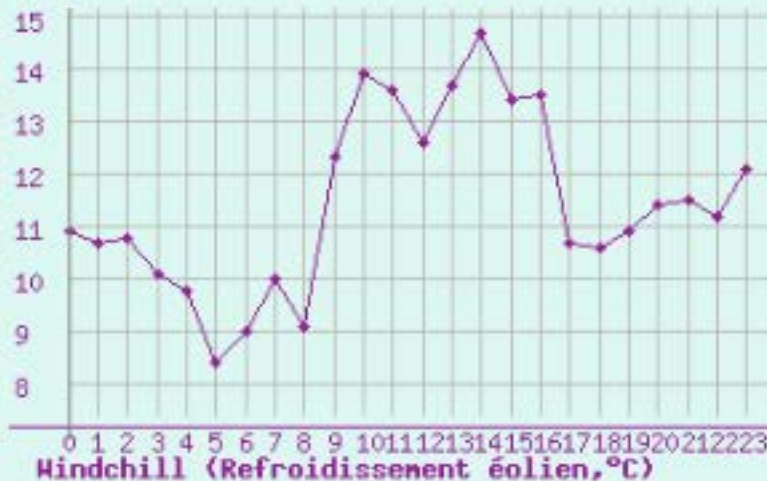
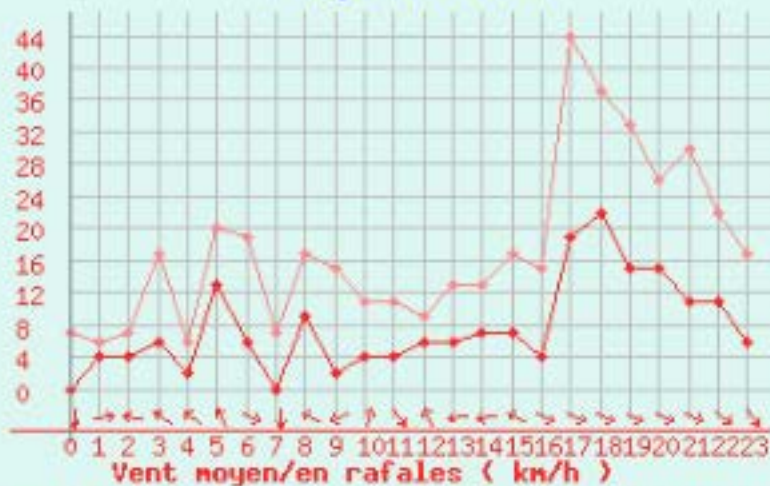
[Carte] - [Clim. mensuelle] - [Observations d'aujourd'hui] - [Prévisions]

<< dimanche 9 juin 2013 >>

Station : Date :



Courbe de la pression at



| Température Maxi. | Température Mini. | Rafale maxi. | Précipitations 24h | Ensoleillement |
|-------------------|-------------------|--------------|--------------------|----------------|
| 14.8 °C | 9.7 °C | 44 km/h | 27.8 mm | 0.7 h |

| Heure locale | Néb. | Temps | Visi | Température | Humidité | Humidex | Windchill | Vent (rafales) | | Pression | Précip. mm/h |
|--------------|------|-------|-------|-------------|----------|---------|-----------|----------------|-------------------|------------|--------------|
| | | | | | | | | | | | |
| 23 h | | | | 12.4 °C | 90% | 14 | 12.1 °C | | 6 km/h (17 km/h) | 1014.7 hPa | aucune |
| 22 h | | | | 12.4 °C | 89% | 13.9 | 11.2 °C | | 11 km/h (22 km/h) | 1013.9 hPa | 0.2 mm |
| 21 h | | | | 12.6 °C | 89% | 14.2 | 11.5 °C | | 11 km/h (30 km/h) | 1012.9 hPa | 0.4 mm |
| 20 h | | | | 12.9 °C | 93% | 15 | 11.4 °C | | 15 km/h (26 km/h) | 1012.2 hPa | 4 mm |
| 19 h | | | | 12.5 °C | 94% | 14.5 | 10.9 °C | | 15 km/h (33 km/h) | 1011.4 hPa | 3 mm |
| 18 h | | | | 12.8 °C | 93% | 14.8 | 10.6 °C | | 22 km/h (37 km/h) | 1010.4 hPa | 3 mm |
| 17 h | 8/8 | | 2 km | 12.7 °C | 94% | 14.8 | 10.7 °C | | 19 km/h (44 km/h) | 1009.6 hPa | 11 mm |
| 16 h | 8/8 | | 7 km | 13.5 °C | 90% | 15.6 | 13.5 °C | | 4 km/h (15 km/h) | 1009.1 hPa | 3 mm |
| 15 h | 8/8 | | 9 km | 13.7 °C | 83% | 15.3 | 13.4 °C | | 7 km/h (17 km/h) | 1008.2 hPa | 1 mm |
| 14 h | 8/8 | | 15 km | 14.8 °C | 81% | 16.8 | 14.7 °C | | 7 km/h (13 km/h) | 1008.6 hPa | aucune |
| 13 h | 8/8 | | 15 km | 13.8 °C | 87% | 15.8 | 13.7 °C | | 6 km/h (13 km/h) | 1008.6 hPa | aucune |
| 12 h | 8/8 | | 15 km | 12.8 °C | 87% | 14.3 | 12.6 °C | | 6 km/h (9 km/h) | 1008.6 hPa | 1 mm |
| 11 h | 8/8 | | 15 km | 13.6 °C | 75% | 14.5 | 13.6 °C | | 4 km/h (11 km/h) | 1008.4 hPa | aucune |
| 10 h | 7/8 | | 20 km | 13.9 °C | 74% | 14.8 | 13.9 °C | | 4 km/h (11 km/h) | 1008 hPa | aucune |
| 9 h | 5/8 | | 15 km | 12.3 °C | 87% | 13.6 | 12.3 °C | | 2 km/h (15 km/h) | 1008.1 hPa | 0.2 mm |
| 8 h | 7/8 | | 12 km | 10.3 °C | 94% | 11.2 | 9.1 °C | | 9 km/h (17 km/h) | 1008.6 hPa | aucune |
| 7 h | 7/8 | | 3 km | 10 °C | 96% | 10.9 | 10 °C | | 0 km/h (7 km/h) | 1009.3 hPa | 0.2 mm |
| 6 h | 7/8 | | 2 km | 9.7 °C | 96% | 10.5 | 9 °C | | 6 km/h (19 km/h) | 1009.3 hPa | aucune |
| 5 h | | | | 10.3 °C | 94% | 11.2 | 8.4 °C | | 13 km/h (20 km/h) | 1009.2 hPa | aucune |
| 4 h | | | | 9.8 °C | 95% | 10.6 | 9.8 °C | | 2 km/h (6 km/h) | 1009.8 hPa | aucune |
| 3 h | | | | 10.6 °C | 95% | 11.7 | 10.1 °C | | 6 km/h (17 km/h) | 1010.7 hPa | 0.2 mm |
| 2 h | | | | 10.8 °C | 96% | 12.1 | 10.8 °C | | 4 km/h (7 km/h) | 1011.7 hPa | 0.4 mm |
| 1 h | | | | 10.7 °C | 96% | 12 | 10.7 °C | | 4 km/h (6 km/h) | 1012.6 hPa | 0.2 mm |
| 0 h | | | | 10.9 °C | 95% | 12.2 | 10.9 °C | | 0 km/h (7 km/h) | 1012.6 hPa | aucune |