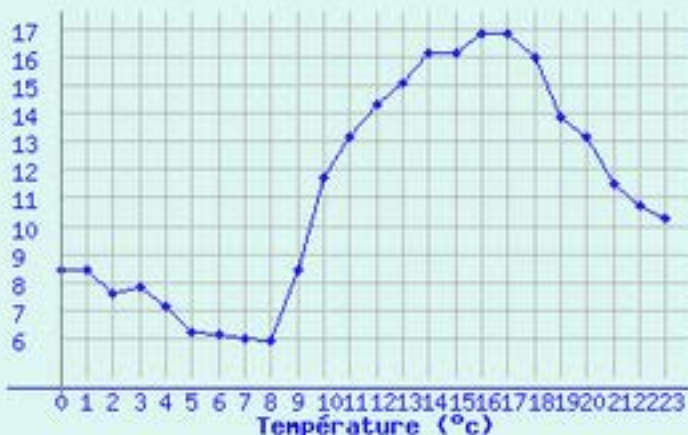


# Tableau d'observations pour Nîmes - Garons (30) ( 94 m )

[Carte] - [Clim. mensuelle] - [ Observations d'aujourd'hui ] - [ Prévisions ]

<< vendredi 11 octobre 2013 >>


















































Station : Nîmes - Garons (30)    Date : 11 octobre 2013    OK



Courbe de la press



Température Maxi.	Température Mini.	Rafale maxi.	Précipitations 24h	Ensoleillement
16.9 °C	5.9 °C	37 km/h	0 mm	N/A

Heure locale	Néb.	Temps	Visi	Température	Humidité	Humidex	Windchill	Vent (rafales)		Pression	Précip. mm/h
23 h	8/8		35 km	10.3 °C	63%	10.3	8.2 °C		15 km/h (30 km/h)	1015.9 hPa 	aucune
22 h	7/8		60 km	10.7 °C	57%	10.7	8.9 °C		13 km/h (24 km/h)	1015.7 hPa 	aucune
21 h	7/8		60 km	11.5 °C	53%	11.5	9.6 °C		15 km/h (22 km/h)	1014.9 hPa 	aucune
20 h	8/8		60 km	13.2 °C	45%	13.2	12.8 °C		7 km/h (22 km/h)	1014.3 hPa 	aucune
19 h	8/8		60 km	13.9 °C	42%	13.9	13 °C		11 km/h (20 km/h)	1013.6 hPa 	aucune
18 h	8/8		60 km	16 °C	27%	16	16 °C		7 km/h (17 km/h)	1013.2 hPa 	aucune
17 h			60 km	16.9 °C	27%	16.9	16.9 °C		6 km/h (24 km/h)	1013 hPa 	aucune
16 h			60 km	16.9 °C	26%	16.9	16.9 °C		7 km/h (22 km/h)	1013 hPa 	aucune
15 h			60 km	16.2 °C	29%	16.2	15.6 °C		13 km/h (33 km/h)	1013 hPa 	aucune
14 h			19 km	16.2 °C	31%	16.2	15.8 °C		11 km/h (37 km/h)	1013.6 hPa 	aucune
13 h			60 km	15.1 °C	37%	15.1	13.7 °C		19 km/h (30 km/h)	1014.3 hPa 	aucune
12 h			60 km	14.3 °C	37%	14.3	13.1 °C		15 km/h (28 km/h)	1014.2 hPa 	aucune
11 h			60 km	13.2 °C	40%	13.2	11.9 °C		13 km/h (22 km/h)	1014.7 hPa 	aucune
10 h			60 km	11.7 °C	46%	11.7	10.7 °C		9 km/h (13 km/h)	1014.6 hPa 	aucune
9 h			60 km	8.4 °C	55%	8.4	7.6 °C		6 km/h (19 km/h)	1014.7 hPa 	aucune
8 h			60 km	5.9 °C	62%	5.9	4.4 °C		7 km/h (15 km/h)	1014.4 hPa 	aucune
7 h			60 km	6 °C	61%	6	4 °C		9 km/h (15 km/h)	1014.3 hPa 	aucune
6 h			60 km	6.1 °C	62%	6.1	4.1 °C		9 km/h (13 km/h)	1014.5 hPa 	aucune
5 h			60 km	6.2 °C	61%	6.2	4.8 °C		7 km/h (9 km/h)	1014.4 hPa 	aucune
4 h			60 km	7.1 °C	56%	7.1	5.8 °C		7 km/h (26 km/h)	1014.3 hPa 	aucune
3 h			60 km	7.8 °C	55%	7.8	5.1 °C		15 km/h (26 km/h)	1014.5 hPa 	aucune
2 h			60 km	7.6 °C	57%	7.6	5.5 °C		11 km/h (22 km/h)	1014.6 hPa 	aucune
1 h			60 km	8.4 °C	53%	8.4	6.5 °C		11 km/h (15 km/h)	1014.5 hPa 	aucune
0 h			60 km	8.4 °C	52%	8.4	6.8 °C		9 km/h (22 km/h)	1014.4 hPa 	aucune

Précisions : Les températures min/max et les précipitations 24h présents sur cette page sont tirés uniquement